

## How Can I Disable Validation for Certain Users or Profiles?

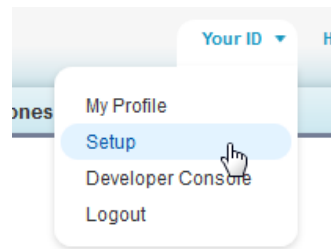
### This guide will cover:

- AddressTools Free
- AddressTools Premium

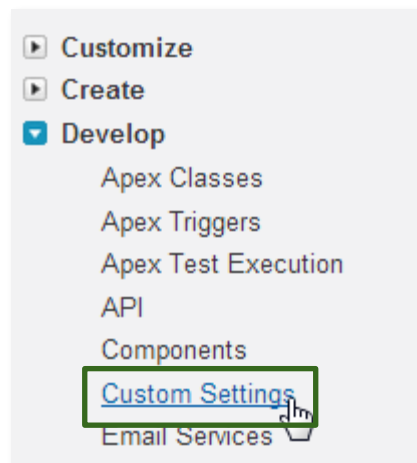
### Excluding users or profiles

If you have installed AddressTools Free / Premium and enabled Validation then you will notice that this has enabled the feature for all users. However you may want to exclude certain users or profiles from this feature, the following guide will explain how to do this.

1. Visit the Salesforce **Setup** page, by selecting it from the pick-list underneath your Salesforce ID.



2. Within the **App Setup** section, expand **Develop** and then select the **Custom Settings** option.



## Custom Settings

Use custom settings to create and manage custom data at the organization, profile, and user levels. Custom fields, Visualforce, Apex, and the Force.com Web Services API.

**Percentage of custom settings data used: 0%**  
You are currently using 0 MB of custom settings data in your organization, out of an allowed limit of 10 MB

View: All Create New View

Action	Label ↑	Visibility	Settings Type	Namespace
<a href="#">Manage</a>	<a href="#">AddressComplete Settings</a>	Public	Hierarchy	pw_ccpro
<a href="#">Manage</a>	<a href="#">CountryComplete Fields to Validate</a>	Public	List	pw_ccpro
<a href="#">Manage</a>	<a href="#">CountryComplete Settings</a>	Public	Hierarchy	pw_ccpro

Manage - Record 3 - CountryComplete Settings

- Here locate 'CountryComplete Settings' and select the **Manage** link next to it.

- This will then display the custom settings for the application, select **New** to create a new custom setting.

▼ Default Organization Level Value

Location	ProvenWorks	Alert Email
CountryComplete Enabled	<input checked="" type="checkbox"/>	Only operate when changed <input type="checkbox"/>
QuickComplete Country Enabled	<input checked="" type="checkbox"/>	Run trigger once <input type="checkbox"/>
Store country value as  0		ZIP Code Lookup Enabled <input checked="" type="checkbox"/>

View: All Create New View

A | B | C | D | E | F | G | H | I | J | K | L | M | N | O | P | Q | R | S | T | U | V | W | X | Y | Z | Other All

[New](#)

Setup Owner ↑ Location

No records to display.

## CountryComplete Settings Edit

Provide values for the fields you created. This data is cached with the application.

**Edit CountryComplete Settings** Save Cancel

CountryComplete Settings Information

Location Profile Solution Manager

Alert Email

**CountryComplete Enabled**  ←

Only operate when changed

QuickComplete Country Enabled

Run trigger once

Store country value as

ZIP Code Lookup Enabled

- Within the custom settings form select the profile / user you want to exclude from Address Validation.
- Next ensure that the **CountryComplete Enabled** check box is left **blank** to disable the feature for the specified user / profile.
- Finally save the new custom setting.

- Your new custom settings will now show within the CountryComplete Custom Settings page, you can edit these by selecting the **Edit** link.

Custom Setting Help for this Page ?

## CountryComplete Settings

If the custom setting is a list, click **New** to add a new set of data. For example, if your application had a setting for country codes, each set might include the country's name and dialing code.

If the custom setting is a hierarchy, you can add data for the user, profile, or organization level. For example, you may want different values to display depending on whether a specific user is running the app, a specific profile, or just a general user.

---

▼ Default Organization Level Value

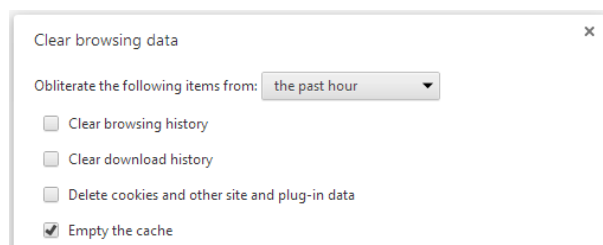
Location	ProvenWorks	Alert Email
CountryComplete Enabled	<input checked="" type="checkbox"/>	Only operate when changed <input type="checkbox"/>
QuickComplete Country Enabled	<input checked="" type="checkbox"/>	Run trigger once <input type="checkbox"/>
Store country value as ? 0		ZIP Code Lookup Enabled <input checked="" type="checkbox"/>

View: All ▼ [Create New View](#)

A | B | C | D | E | F | G | H | I | J | K | L | M | N | O | P | Q | R | S | T | U | V | W | X | Y | Z | Other | All

Action	Setup Owner ↑	Location
<a href="#">View</a>   <a href="#">Edit</a>   <a href="#">Del</a>	<a href="#">Solution Manager</a>	Profile

- Ensure that you clear your cache once the new settings have been saved



## Disabling other features

Additionally this method can be used to disable the QuickComplete and Zip Code lookup features for specific users or profiles. Simply follow the above steps but modify the checkbox selections on the CountryComplete custom settings form.

## Contact Us

If you are still having trouble implementing this feature then please email us at: [support@provenworks.com](mailto:support@provenworks.com)