



provenworks™


**IndustryComplete Free
Lightning Setup**

Document revision 1.0

www.provenworks.com



Install Industry Data

Click the **App Launcher**  and select the **IndustryComplete Administration** Lightning Component.

Groups

IndustryComplete Administration

Lightning Usage

In the **Installation & Settings** tab, select the **Industry Standard** from the available options and select **Install Industries**. *Wait for that process to complete before continuing.*

Install Industries

To install an industry-code standard, select it below before clicking the button below.

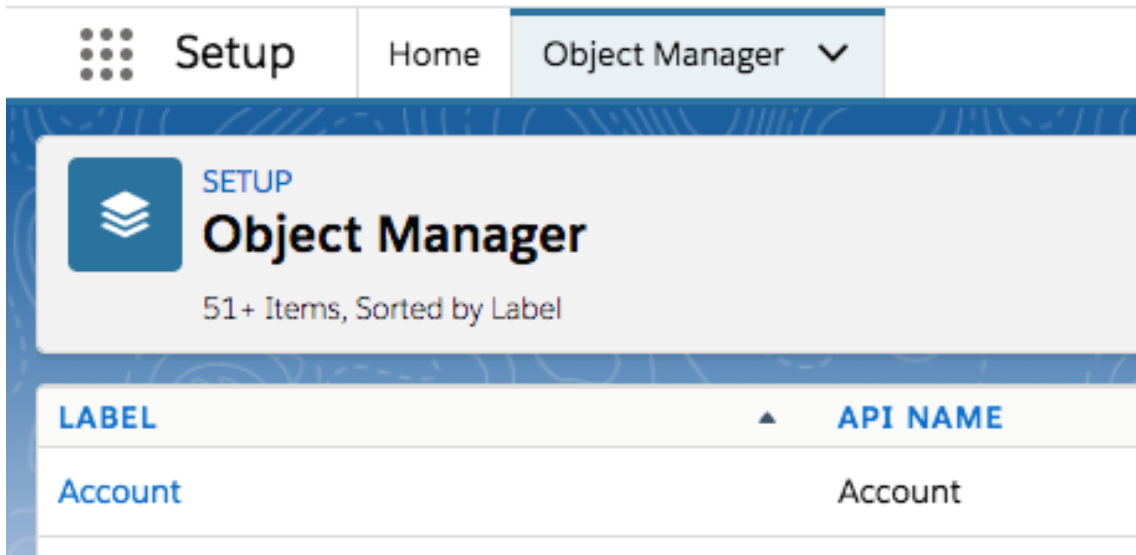
- ISICr40
- NAICS07
- NAICS12
- NAICS17
- USSIC87

Install Industries

Configure Industry Lookup Component

Navigate to **Setup** and select **Object Manager**.

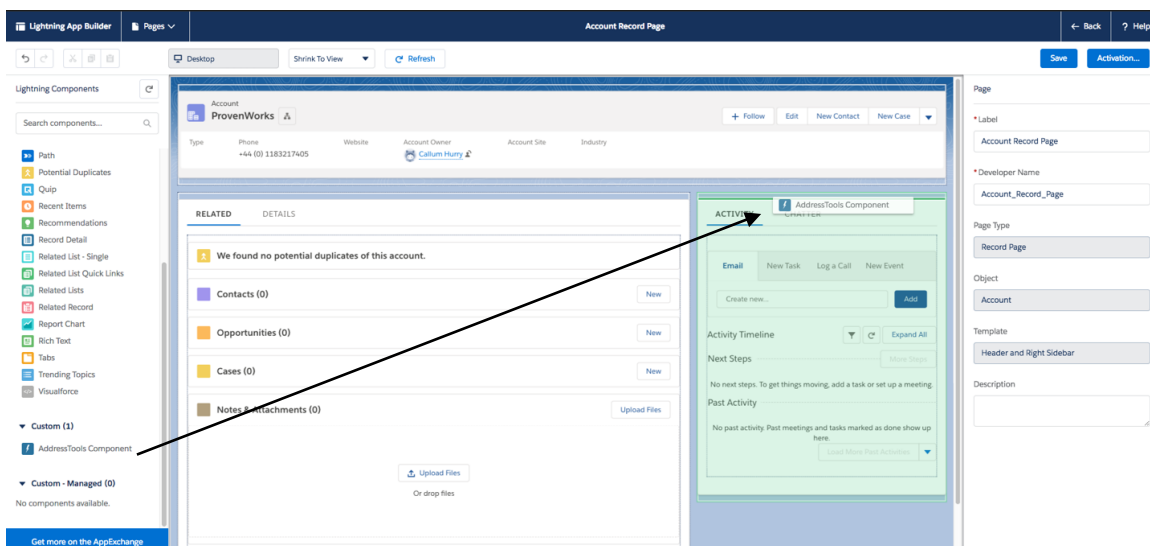
Select **Account** from the list of objects.



Select **Lightning Record Pages** and choose the **Lightning Record Page** that you are setting IndustryComplete up on. *This step will be repeated if multiple pages are in use.*

Select **Edit**.

Select **Industry Lookup** from the **Lightning Components** list and drag the component onto your layout.



Change the **Component Title** if you wish to change it.

Page > Industry Lookup

Component Title 

IndustryComplete

Press **Save** and then **Activate** if required.

	← Back	? Help
	Save	Activation...



Page > Industry Lookup

Now your accounts page will be setup with the **IndustryComplete Lookup** component.

IndustryComplete	Look Up Industry
------------------	------------------

Help & Support

If you have any problems with installation or configuration, please get in touch with us via email at support@provenworks.com where a member of the team will be more than happy to assist you with your setup.